



3M 8233

Respirator

N100 Particulate

User Instructions

(Keep these instructions for reference)



⚠ WARNING

This respirator helps protect against certain particles. **Misuse may result in sickness or death.** For proper use, see supervisor, or *User Instructions*, or call 3M in U.S.A., 1-800-247-3941. In Canada, call Technical Service at 1-800-267-4414.

IMPORTANT

Before use, wearer must read and understand these *User Instructions*. Keep these instructions for reference.

Use For

Solids such as those from processing minerals, coal, iron ore, flour, and certain other substances. Liquid or non-oil based particles from sprays that do not also emit vapors. Metal fumes produced from welding, brazing, cutting and other operations involving heating of metals. Radioactive particulate materials such as uranium and plutonium. For additional information on 3M use recommendations for this class of respirator please consult the 3M Respirator Selection Guide found on the 3M OH&ESD web site at www.3M.com/occsafety or call 1-800-243-4630 in U.S.A. In Canada call 1 800 267-4414.

Do Not Use For

Gases and vapors, including those present in paint spraying operations, oil aerosols, asbestos or sandblasting. This respirator does not supply oxygen.

Biological Particles

This respirator can help reduce inhalation exposures to certain airborne biological particles (e.g. mold, *Bacillus anthracis*, *Mycobacterium tuberculosis*, etc.) but cannot eliminate the risk of contracting infection, illness or disease. OSHA and other government agencies have not established safe exposure limits for these contaminants.

Use Instructions

1. Failure to follow all instructions and limitations on the use of this respirator and/or failure to wear this respirator during all times of exposure can reduce respirator effectiveness and may result in sickness or death.
2. Before occupational use of this respirator a written respiratory protection program must be implemented meeting all the requirements of OSHA 29 CFR 1910.134 such as training and fit testing and applicable OSHA substance specific standards. In Canada, CSA standard Z94.4 requirements must be met and/or requirements of the applicable jurisdiction, as appropriate.
3. The particles which can be dangerous to your health include those so small you cannot see them.
4. Leave the contaminated area immediately and contact supervisor if dizziness, irritation, or other distress occurs.
5. Store the respirator away from contaminated areas when not in use.
6. Dispose of used product in accordance with applicable regulations.

Use Limitations

1. This respirator does not supply oxygen. Do not use in atmospheres containing less than 19.5% oxygen.

2. Do not use when concentrations of contaminants are immediately dangerous to life and health, are unknown or when concentrations exceed 10 times the permissible exposure limit (PEL) or according to specific OSHA standards or applicable government regulations, whichever is lower.
3. Do not alter, abuse or misuse this respirator.
4. Do not use with beards or other facial hair or other conditions that prevent a good seal between the face and the sealing surface of the respirator.
5. Respirators may help protect your lungs against certain airborne contaminants, however, they will not prevent entry through other routes such as the skin, which would require additional personal protective equipment (PPE).
6. This respirator is designed for occupational/professional use by adults who are properly trained in their use and limitations. Respirators are not designed to be used by children.
7. Individuals with a compromised respiratory system, such as asthma or emphysema, should consult a physician and complete a medical evaluation prior to use.

Time Use Limitations

If respirator becomes damaged, soiled, or breathing becomes difficult, leave the contaminated area immediately and replace the respirator.

Fitting Instructions:

Must be followed each time respirator is worn.



Fig. 1



Fig. 2

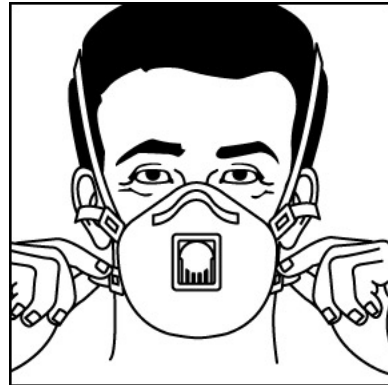


Fig. 3a



Fig. 3b

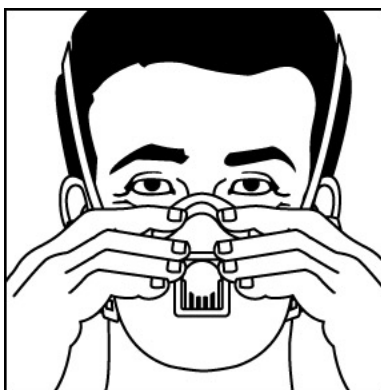


Fig. 4



Fig. 5


1. Thread the top elastic strap through the top buckle. Repeat for the bottom elastic strap. Place the bottom elastic strap around the head, just below the ears. Untwist the strap.
2. Pull the top strap over your head, resting it above the ears at the top back of your head. Untwist the strap.
3. Adjust the strap tension by pulling the straps as shown (3a). Strap tension may be decreased without removing respirator from the head by pushing out on the back of the buckle (3b).
4. Place your fingertips from both hands at the top of the metal nosepiece. Using two hands, mold the nose area to the shape of your nose by pushing inward while moving your fingertips down both sides of the nosepiece.
 ! Pinching the nosepiece using one hand may result in improper fit and less effective respirator performance. Use two hands.
5. Perform a User Seal Check prior to each wearing. To check the respirator-to-face seal, place both hands completely over the respirator and inhale sharply. Be careful not to disturb the position of the respirator. A negative pressure should be felt inside the respirator. If any leakage is detected, readjust the position of the respirator according to Steps #3 and #4. **If you CANNOT achieve a proper fit, DO NOT enter the contaminated area. See your supervisor.**

Removal Instructions


See step 3b of *Fitting Instructions* and decrease strap tension as described. Cup respirator in hand to maintain position on face and pull bottom strap over head. Still holding respirator in position, pull top strap over head and remove respirator.

NIOSH Approved: N100

At least 99.97% filtration efficiency against solid and liquid aerosols that do not contain oil.



3M
ST. PAUL, MN, USA
1-800-243-4630



THIS RESPIRATOR IS APPROVED ONLY IN THE FOLLOWING CONFIGURATION:

| TC- | Protection ¹ | Respirator | Cautions and Limitations ² |
|----------|-------------------------|------------|---------------------------------------|
| 84A-1298 | N100 | 8233 | ABCJMNOP |

1. PROTECTION

N100 - Particulate Filter (99.97% filter efficiency level) effective against particulate aerosols free of oil; time use restrictions may apply

2. CAUTIONS AND LIMITATIONS

- A - Not for use in atmospheres containing less than 19.5 percent oxygen.
- B - Not for use in atmospheres immediately dangerous to life or health.
- C - Do not exceed maximum use concentrations established by regulatory standards.
- J - Failure to properly use and maintain this product could result in injury or death.
- M - All approved respirators shall be selected, fitted, used, and maintained in accordance with MSHA, OSHA, and other applicable regulations.
- N - Never substitute, modify, add, or omit parts. Use only exact replacement parts in the configuration as specified by the manufacturer.
- O - Refer to users instructions, and/or maintenance manuals for information on use and maintenance of these respirators.
- P - NIOSH does not evaluate respirators for use as surgical masks.

3/19/98

This respirator contains no components made from natural rubber latex.

FOR MORE INFORMATION
In United States, contact:

Internet: www.3M.com/occsafety

Technical Assistance:
1-800-243-4630

For other 3M products:
1-800-3M-HELPS or
1-651-737-6501

**3M Occupational Health and
Environmental Safety Division**

3M Center, Building 235-2W-70

P.O. Box 33010

St. Paul, MN 55133-3010

©3M 2004

38-9017-0345-2