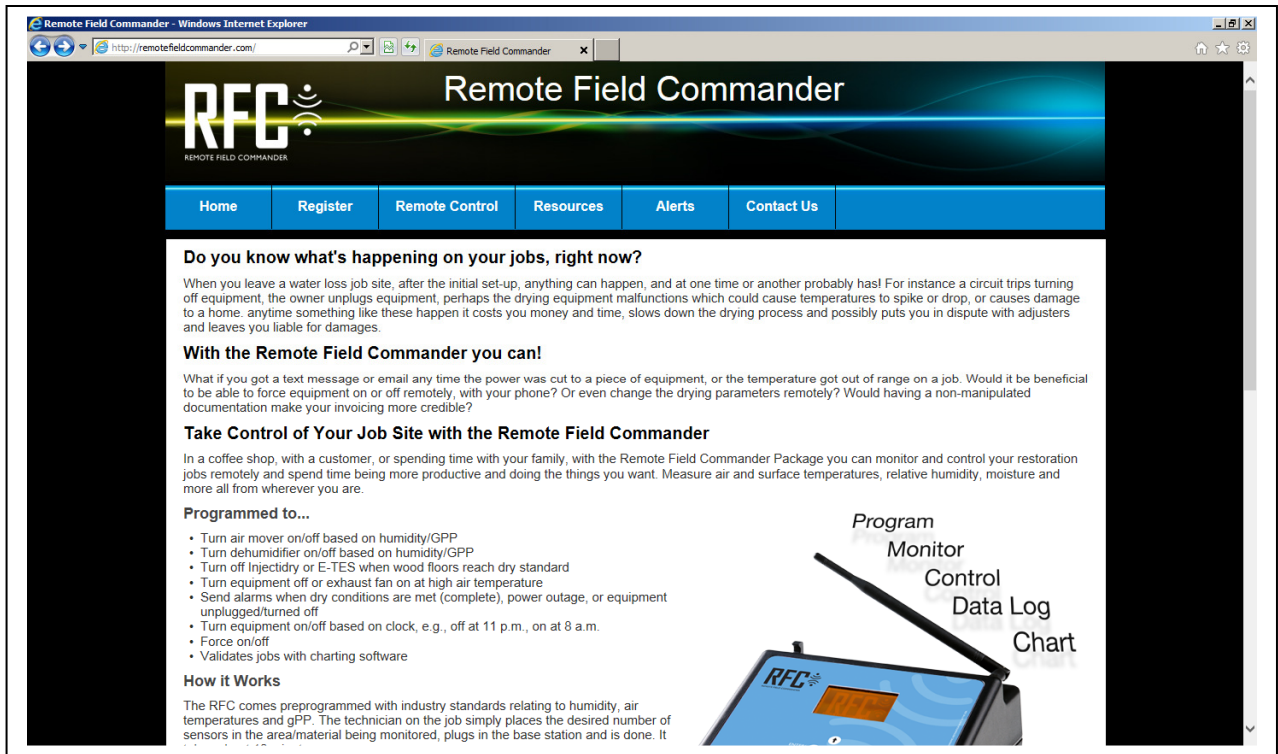


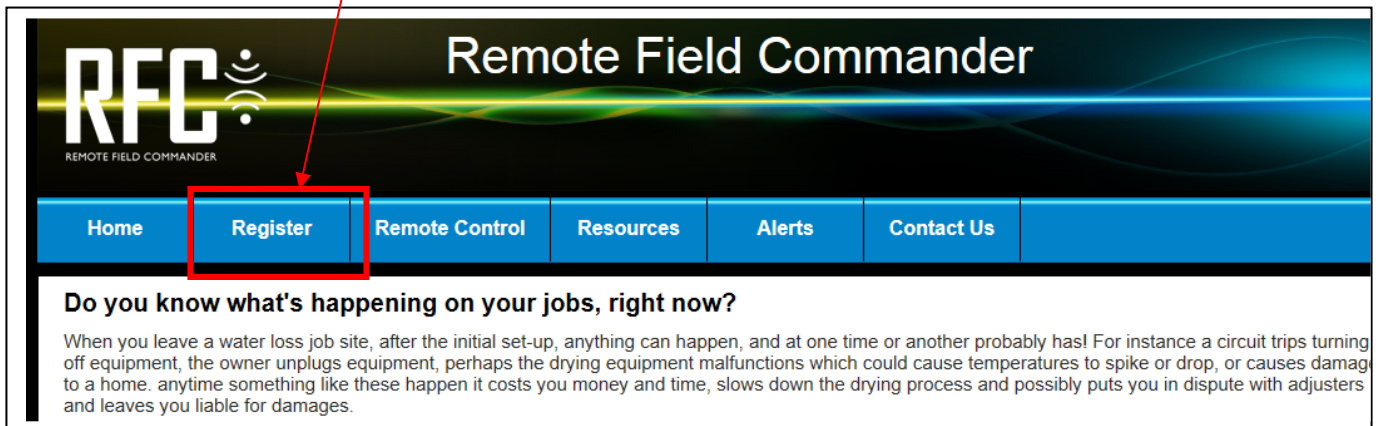
RFC Registration via RFC Website:

With your internet connected computer, access the website remotefieldcommander.com to open the RFC Main Screen.



Click on the Register tab on the top of the page to advance to the registration screen.

Register Tab



Fill out the information boxes on the form and when completed click the submit button.

Register Your Remote Field Commander

To activate Data Plan for your Remote Field Commander:
 Call 800-658-5314 or complete the web form below. Please allow 2 business days for activation.
 You will receive an email confirmation of activation from rfc_registrations@bridgewatercompanies.net.
[Data Plan Agreement/Warranty Info/FAQ](#)

Company Information

Company Name:
 Contact Name:
 Phone Number:
 Billing Address:
 City, State, Zip:
 Email Address:

Payment Information

Card Name:
 Card Type:
 Card Number:
 Expiration Date: / CVV:

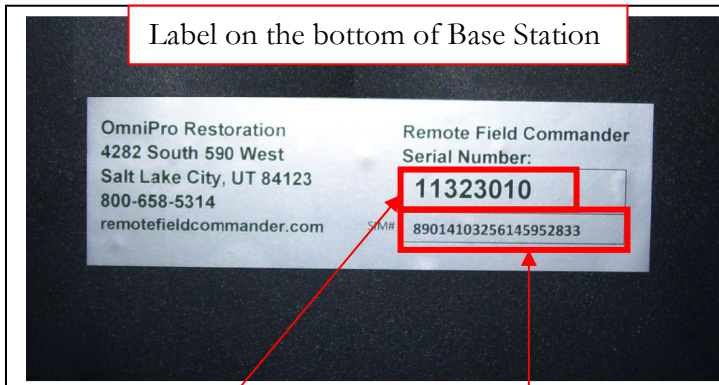
Product Registration Information

Where Purchased:
 Purchase Date:
 Purchase Invoice Number:
 Modem Serial Number:
 SIM Card Number:

Data Plan Information

Plan Type:
 RFC User Name:
 This is my first RFC Unit and I will need a user name created.
 I already have a RFC User name from a previous RFC unit.

- The **Modem Serial Number** is the same as the Remote Field Commander serial number. It is the eight digit number on the label on the bottom of the Remote Field Commander Base Station.
- The **SIM Card Number** is the 20 digit number on the label on the bottom of the Remote Field Commander Base Station. It is also on the plastic card attached to the Base Station. It is the 20 digit number under the bar code. (If the number cannot be read off the label or this card is missing, the SIM Card Number can be read off of the SIM Card inside the Base Station case. Contact OmniPro Restoration for assistance.)



Modem serial number



SIM Card Number