

MODEL: 8030-863-239

SPECIFICATIONS:

MODEL NUMBER: 8030-863-239

PUMP DESIGN: Positive Displacement 3 Chamber Diaphragm Pump

CHECK VALVE: (2-Way Op.) Prevents Reverse Flow & 6 Ft. Head Forward Flow

CAM: 3.0 Degree

MOTOR: Permanent Magnet, P/N 11-223-00, Thermally Protected

VOLTAGE: 115 VAC Nominal

PRESSURE SWITCH: Adjustable Shut-Off (Range 140-160 PSI)

Factory Set @ 150 PSI, Turn On 115 PSI

LIQUID TEMPERATURE: 180 Degrees Fahrenheit (82 Degrees Centigrade) Max.

PRIME: Self-Priming Up To 6 Ft. Vertical,
Max. Inlet Pressure 30 PSI (2.1 Bar)

PORTS: 3/8"-18 NPT Female

MATERIAL OF CONSTRUCTION:

PLASTICS- Nylon

VALVES- Viton

DIAPHRAGM- Santoprene

FASTENERS- Zinc Plated Steel

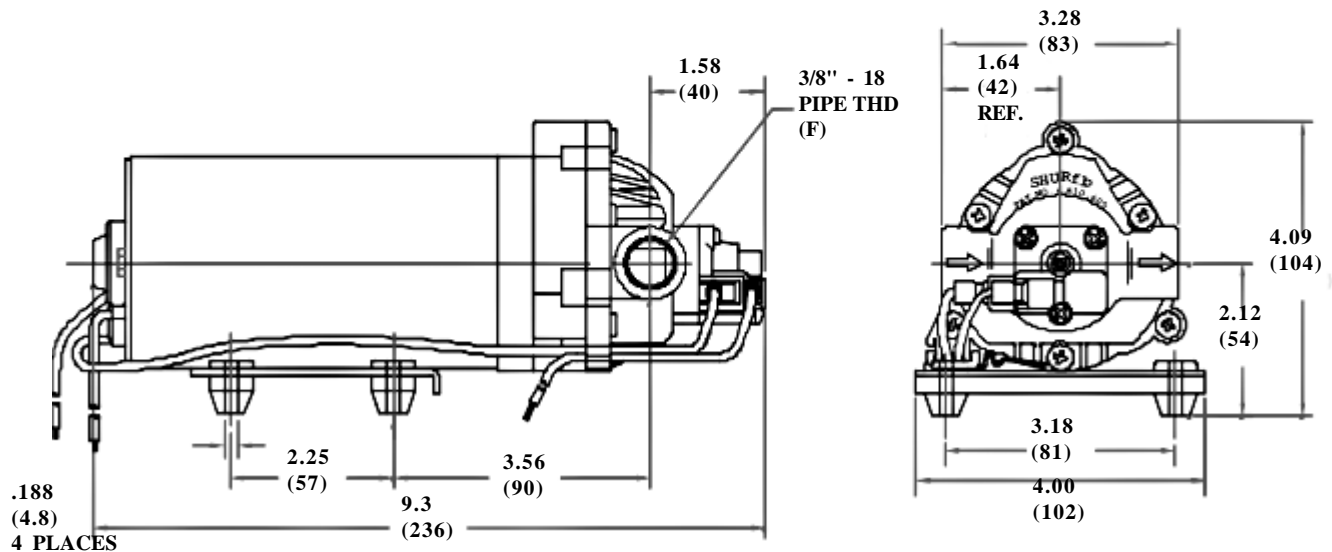
NET WEIGHT: 5.94 Lbs (2.7 Kg)

DUTY CYCLE: Intermittent (See Temperature Rise Chart)

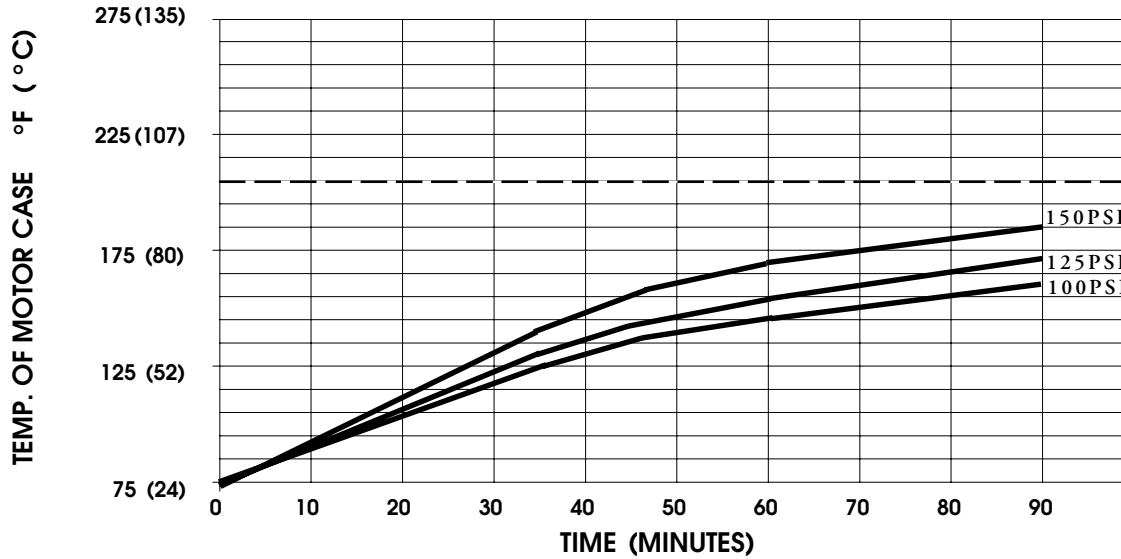
APPROVALS: UL & CSA Recognized Component

TYPICAL APPLICATIONS: Agricultural Spraying

DIMENSIONS:



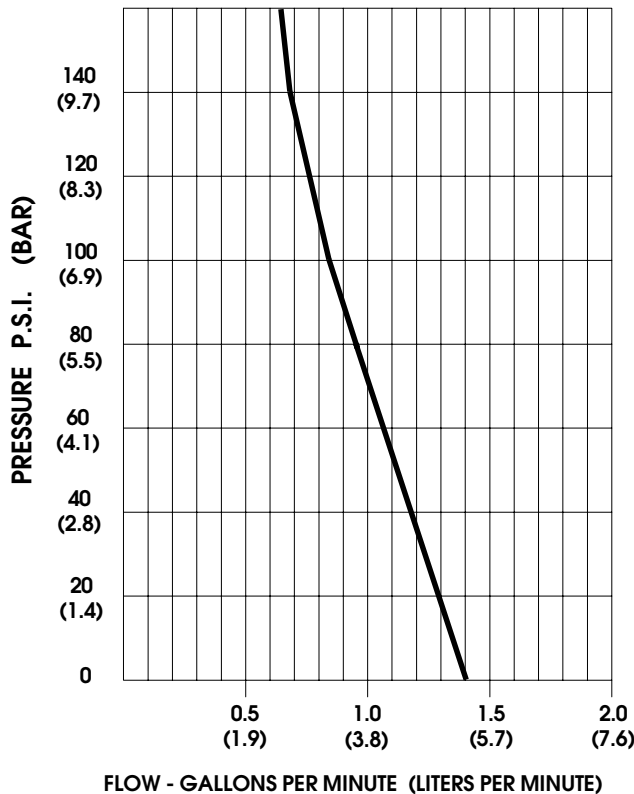
TEMPERATURE RISE



THIS GRAPH IS FOR USE AS A DESIGN GUIDE. IT IS BASED ON RUNNING CONTINUOUSLY WITH AN AMBIENT TEMPERATURE OF 75° F IN STILL AIR. THE THERMAL BREAKER WILL OPEN WHEN THE CASE TEMPERATURE REACHES 205° F.

[----- TRIP POINT OF THERMAL PROTECTOR]

TYPICAL PERFORMANCE



PRESSURE (PSI)	FLOW (GPM/LIT)	RPM MIN/MAX	CURRENT (AMPS)	VOLTAGE (VOLTS)
OPEN	1.40/5.3	1915/1925	0.30	115VAC
10	1.30/4.9	1875/1910	0.39	"
20	1.24/4.7	1820/1840	0.45	"
30	1.17/4.4	1785/1825	0.50	"
40	1.13/4.3	1730/1790	0.56	"
50	1.08/4.1	1675/1750	0.61	"
60	1.04/3.9	1660/1725	0.66	"
80	0.95/3.6	1590/1645	0.76	"
100	0.86/3.2	1525/1585	0.84	"
120	0.77/2.9	1475/1545	0.92	"
140	0.67/2.5	1440/1500	0.98	"
150	0.63/2.4	1420/1480	1.00	"

-SPECIFICATIONS SUBJECT TO CHANGE WITHOUT NOTICE.

-ALL DATA BASED ON TESTING WITH WATER AT AMBIENT TEMPERATURE.