



Blastrac bv
Utrechthaven 12
3433 PN Nieuwegein
Netherlands
+31(0)30-6018866
+31(0)30-6018333

Project description 854 ULCSA MKI

Drawing number PJ09.1079.04

Blastrac number E00076/ULCSA



Power supply 480Y/277V 60Hz

Input lead

Control Voltage 24Vac

Year of Manufacturing 2009

Remarks As Built

Created on 18-6-2009 by EPLAN Software & Service (c) 2006

Edit date 26-4-2012 by HvdB

Number of pages 15

		Date	3-1-2012	Project name:	854 UL MKI ULCSA E00076/ULCSA		Page description:	Front page / Coversheet	Customer:	Blastrac bv	=				
		Ed.	HvdB									Drawing number:	PJ09.1079.04	Page	1
Modification	Date	Name	Last print												

WIRE COLOR

All wiring AWG

Main Voltage

Phase

Colors


- L1 - Black
- L2 - Black
- L3 - Black
- Earth / PE - Yellow/Green

Control Voltage 24Vac

- Phase - Red
- Hook-up wire - Red
- Zero - Red

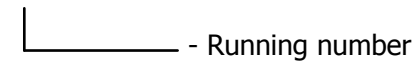
SYMBOL CODE

11 F 11



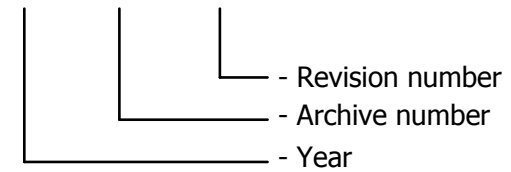
CORE CODE

11 11



DRAWING NUMBER

PJ##.####.##



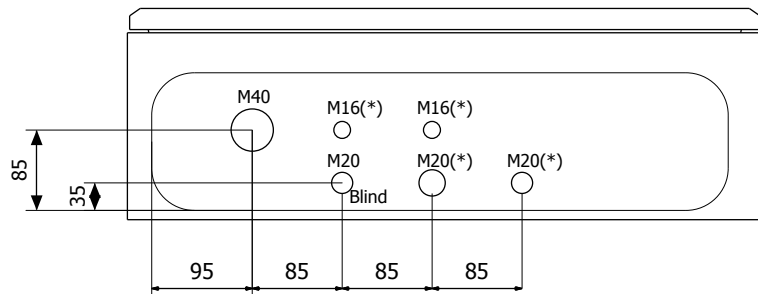
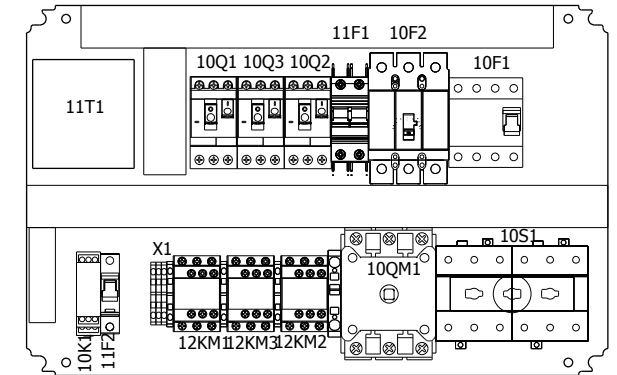
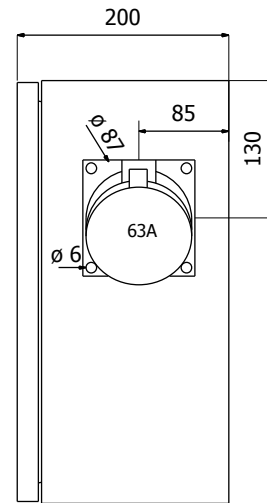
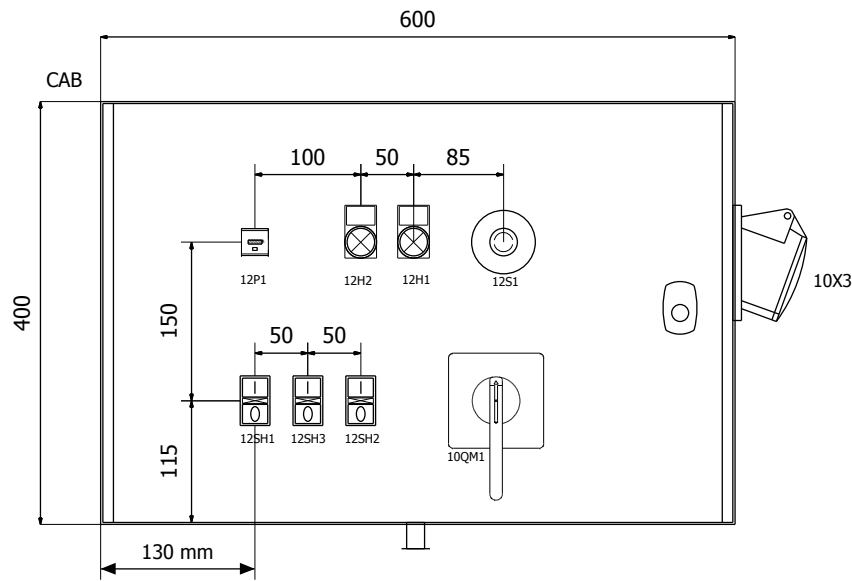
	auxiliary contact	hulpcontact		signal light	signaallamp		Safety fuse	smeltveiligheid
	Power contact	vermogenscontact		horn	hoorn		Fused switch, three-pole	schakelbare scheider
	NO contact, opens with time delay	maakcontact, vertraagd open		apm.meter	amperemeter		Fused disconnect, three-pole	scheider "klapbak"
	NO contact, closes with time delay	maakcontact, vertraagd sluitend		runninghour counter	urenteller		Main switch	hoofdschakelaar
	NC contact, opens with time delay	verbreekcontact, vertraagd open		transformer	transformator		Circuit breaker, single-pole	installatieautomaat 1-polig
	NC contact, closes with time delay	verbreekcontact, vertraagd sluitend		Contactor coil relay coil	spoel		Circuit breaker, two-pole	installatieautomaat 2-polig
	Pushbutton rebound	drukknop terugverend		Contactor/relay coil, with pick-up delay	Spoel met opkomvertraging		Circuit breaker, three-pole	installatieautomaat 3-polig
	Pushbutton locking	drukknop blijvend		Contactor/relay coil, with drop-out delay	spoel met afvalvertraging		Power circuit breaker motor overload switch with switch mechanism	motorbeveiligingsschakelaar
	Rotary switch rebound	tip draaischakelaar		Contactor pulse coil relay pulse coil,	spoel puls		Valve	elektrisch bediende klep
	Rotary switch locking	draaischakelaar		Tube light	TL verlichting		Resistor with movable contact	regelbare weerstand
	Emergency stop rotary unlock	noodstop met draaibare vrijgave		Resistor / Heating	weerstand verwarming		Terminal	rijgklem
	Thermostatic switch	thermostaat hygrostaat		Socket	wandcontactdoos		Terminal with fuse	rijgklem metzekering
	Pressure switch	drukschakelaar		Current transformer	stroomtransformator		Rectifier	gelijkrichter
	Limit switch	eindschakelaar						
	Proximity switch	naderingsschakelaar						

<table border="1"> <tr> <td>Date</td> <td>29-3-2011</td> </tr> <tr> <td>Ed.</td> <td></td> </tr> <tr> <td>Appr</td> <td></td> </tr> <tr> <td>Last print</td> <td>26-4-2012</td> </tr> </table>				Date	29-3-2011	Ed.		Appr		Last print	26-4-2012	Project name: 854 UL MKI ULCSA E00076/ULCSA		Page description: Symbol library	Customer: Blastrac bv	Drawing number: PJ09.1079.04	= + Page 4
Date	29-3-2011																
Ed.																	
Appr																	
Last print	26-4-2012																

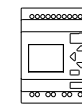
CABINET
FRONT VIEW

CABINET
RIGHTHAND VIEW

MOUNTING PLATE



- (*): With cable
 M16 - Pulse system
 M16 - Earth wire connection to Frame
 M20 - Compressor motor
 M20 - Fan motor
 M20 - Blind
 M40 - Power supply



11U1

CABINET
BOTTOM VIEW

Modification	Date	Name	Date
			26-4-2012

Project name:	854 UL MKI ULCSA E00076/ULCSA
---------------	----------------------------------

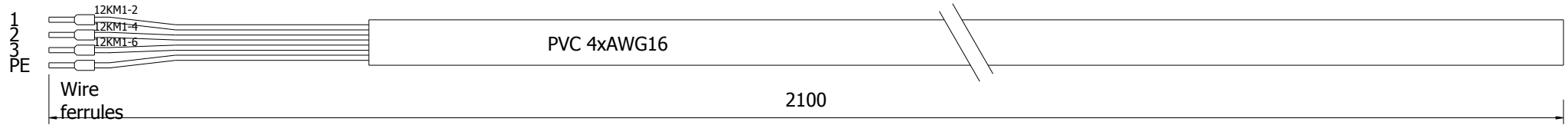


Page description:	Panel Layout
-------------------	--------------

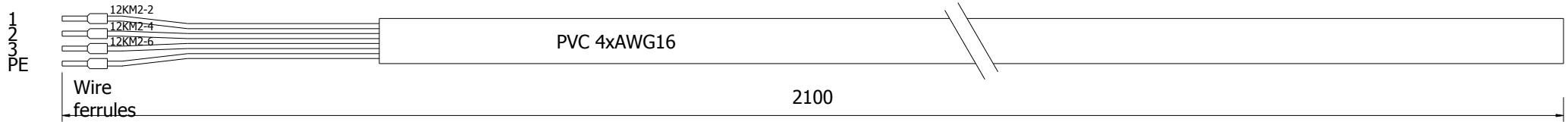
Customer:	Blastrac bv
Drawing number:	PJ09.1079.04

	=
	+
Page	5

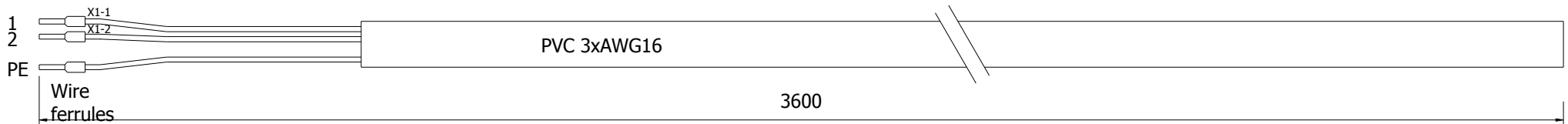
Compressor (total length 2100mm)



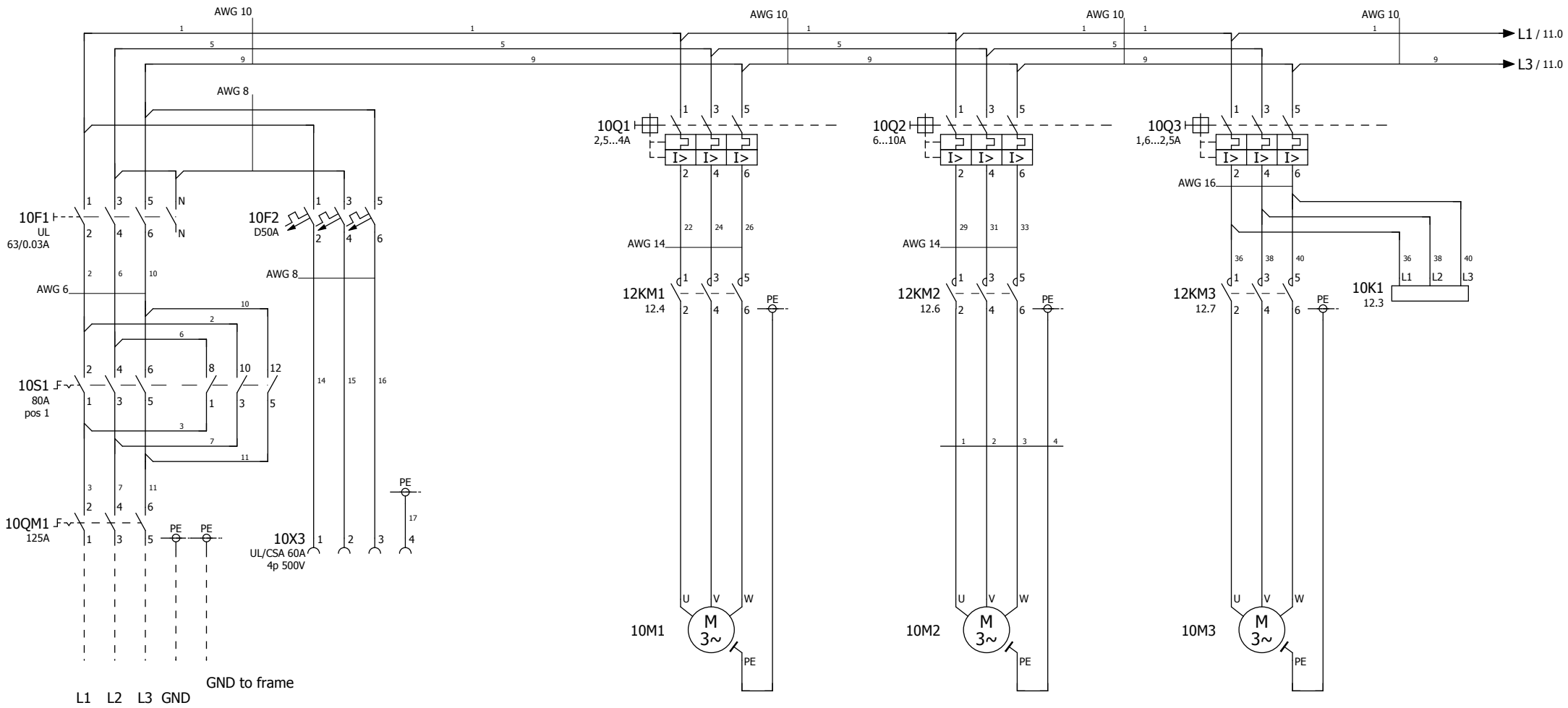
Fan (total length 2100mm)



Ultra Jet Unit (total length 3600mm)



			Date	4-8-2011	Project name:	854 UL MKI ULCSA E00076/ULCSA		Page description:	Cable Set	Customer:	Blastrac bv	=
			Ed.	RS								+
			Appr								Drawing number:	PJ09.1079.04
Modification	Date	Name	Last print	26-4-2012								



Supply
480Y/277V 60Hz.

To blastrac
machine
480Y/277V, 50A, 32Hp

Compressor
2Hp / 2,7A

Fan
5Hp / 7,2A

Screw Conveyor
1Hp / 1,8A

Phase sequence

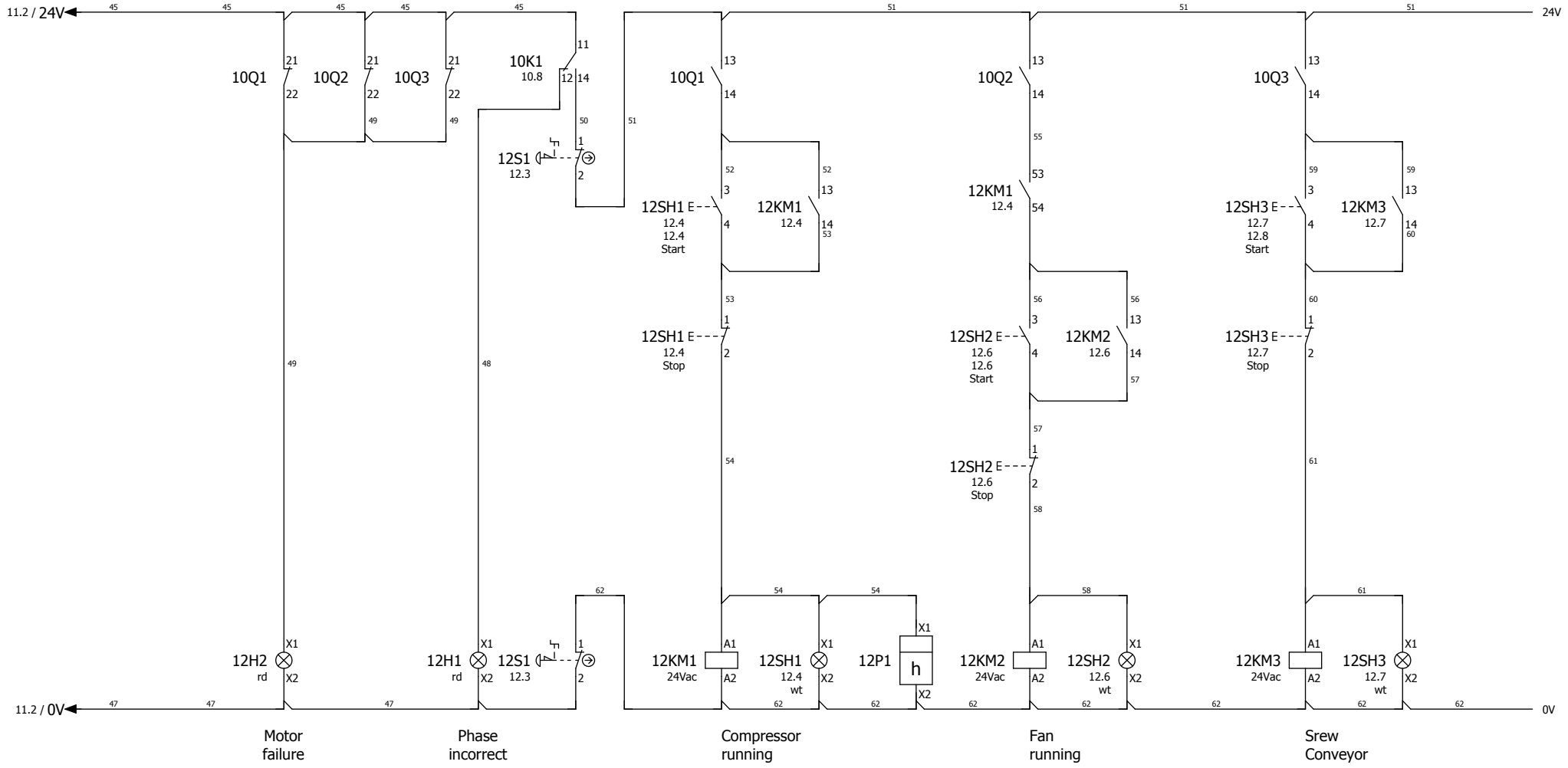
Modification	Date	Name	Last print	26-4-2012
			Date	21-10-2011
			Ed.	
			Appr	

Project name:
854 UL MKI ULCSA
E00076/ULCSA



Page description:
Main current 480V 60Hz

Customer:
Blastrac bv
Drawing number:
PJ09.1079.04



1 --- 2 10.4
 3 --- 4 10.4
 5 --- 6 10.4
 13 --- 14 12.4
 53 --- 54 12.6
 63 --- 64 11.4

1 --- 2 10.6
 3 --- 4 10.6
 5 --- 6 10.6
 13 --- 14 12.6

1 --- 2 10.7
 3 --- 4 10.8
 5 --- 6 10.8
 13 --- 14 12.8

Modification	Date	Name	Last print	26-4-2012

Project name:	854 UL MKI ULCSA E00076/ULCSA
---------------	----------------------------------



Page description:	Control current 24V
-------------------	---------------------

Customer:	Blastrac bv
Drawing number:	PJ09.1079.04

	=
	+
Page	12

Parts list

device tag	Quantity	designation	Type number	Brand	Blastrac number
CAB	1	Enclosure H400xW600xD200 IP66 RAL7035 with mount.plate.	NSYS3D4620P	Schneider Electric	E08021
CAB	5	Label for ZBY-5102 Brady 150pcs. p/r	PTLEP-04-7593-WT	Brady	E08113
CAB	200	Label for ader 12*12 Brady 7000pcs. p/r	BPT-305-427	Brady	E07893
CAB	2	Montagesnoer ge/gr. AWG10 6mm2 UL-CSA	AWG 10 GE/GR	LAPP	E07973
CAB	2	Montagesnoer zwart AWG10 6mm2 UL-CSA	AWG 10 ZW	LAPP	E07891
CAB	7	Montagesnoer zwart AWG14 2.5mm2 UL-CSA	AWG 14 ZWART	LAPP	E07843
CAB	1	Montagesnoer ge/gr. AWG16 1.5 mm2 UL-CSA	AWG 16 GN/GE	LAPP	E07975
CAB	4	Montagesnoer zwart AWG16 1.5mm2 UL-CSA	AWG 16 ZWART	LAPP	E07947
CAB	50	Montagesnoer rood AWG18 1.0mm2 UL-CSA	AWG 18 ROOD	LAPP	E07894
CAB	1	Montagesnoer zwart AWG6 16mm2 UL-CSA	AWG 6 ZWART	LAPP	E07948
CAB	2	Montagesnoer zwart AWG8 10mm2 UL-CSA	AWG 8 ZW	LAPP	E07867
CAB	5	Stuurstroomkabel pvc 4*1.5 UL/CSA+VDE	PVC OILFLEX 191 4*1.5	LAPP	E08022
CAB	4	Eszetflex pvc 3*1.5 mm UL/CSA 600V	H05VV5-F 3*1.5 MM	Eszet Electro	E08023
CAB	2	Cable gland M16*1.5 polyamide 50.616	WARTEL PA M16*1.5	Jacob	E01196
CAB	3	Cable gland M20*1.5 polyamide 50.620	WARTEL PA M20*1.5	Jacob	E07887
CAB	1	Cable gland M40*1.5 polyamide 50.640	WARTEL PA M40*1.5	Jacob	E07942
CAB	2	Cable gland nut M16*1.5 polyamide 50.216PA	WARTELMOER PA M16	Jacob	E07890
CAB	3	Cable gland nut M20*1.5 polyamide 50.220PA	WARTELMOER PA M20	Jacob	E07889
CAB	1	Cable gland nut M40*1.5 polyamide 50.240PA	WARTELMOER PA M40*1.	Jacob	E07943
10F1	1	Aardlek 63A 4-P 30mA UL/CSA ABB	F204-A63/0.03	Allen Bradley	E05068
10S1	1	faseomkeerschakelaar 6P 80A, bodem montage omkeerbaar	194E-A80-3753	Allen Bradley	E08025
10S1	1	Bed. draaisch. grijs/zwart voor 194L-E (48*48)	194L-HE4A-375	Allen Bradley	E05061-1
10QM1	1	Rotary handle front KDF - for V5, V6 - red long handle	KDF-3PZ	Schneider Electric	E08024
10QM1	1	Door interlock V3..V6	KZ74	Schneider Electric	E00347
10QM1	1	Body 3p main switch 125A	V5	Schneider Electric	E00343
10QM1	1	SHAFT EXTENSION PIECE 300/350 MM	VZ18	Schneider Electric	E00346
10F2	1	Molded Case Circuit Breaker 3P C50A UL489	AB 140U-G2C3-C50	Allen Bradley	E08146
10F2	1	DIN Rail Adapter fo MCCB 3P 140U-G2C3	AB 140U-G-DRA3	Allen Bradley	E08127
10X3	1	Receptacle 60 A 3p+ground	UISV 4-60 US	Mennekes	E05067
10Q1	1	Plug in aux. front for GV2-ME 1xNO +1xNC	GV-AE11	Schneider Electric	333-3455
10Q1	1	Motor protection switch 2,4 4,0A	GV2-ME08	Schneider Electric	E01456
10Q2	1	Plug in aux. front for GV2-ME 1xNO +1xNC	GV-AE11	Schneider Electric	333-3455
10Q2	1	Motor protection switch 6,0 10,0A	GV2-ME14	Schneider Electric	E05163
10Q3	1	Plug in aux. front for GV2-ME 1xNO +1xNC	GV-AE11	Schneider Electric	333-3455
10Q3	1	Motor protection switch 1,6 2,5A	GV2-ME07	Schneider Electric	E01322
10K1	1	3-phase monitoring relays	DPA 01 C M44	Carlo Gavazzi	E07955
11F1	1	Circuit breaker AB 2P 2A C-kar UL 489 480/277V	C60N-1489-A2C020	Allen Bradley	E05159
11T1	1	Transformer Sitas 160VA 480V 550..208V/24V UL/CSA	SIEM 4AM3842-8DN00-0EA0	Siemens	E07940
11F2	1	Circuit breaker AB 1P 4A C-kar	C60N-1492-SP1C040	Allen Bradley	E05112
11U1	1	Compact smart relay Zelio Logic - 12 I O - 24 V AC - clock -	SR2B121B	Schneider Electric	E08171
11U1	1	Memory cartridge - for smart relay Zelio Logic firmware - fo	SR2MEM02	Schneider Electric	E08172
12H2	1	Red pilot light head Ø22 plain lens for integral LED	ZB5-AV043	Schneider Electric	E00360
12H2	1	Red light block with body/fixing collar integral LED 24V	ZB5-AVB4	Schneider Electric	E05072
12H2	1	Legend holder 30 x 50 mm for legend 18 x 27 mm unmarked	ZBZ-35	Schneider Electric	E05080
12H1	1	Red pilot light head Ø22 plain lens for integral LED	ZB5-AV043	Schneider Electric	E00360
12H1	1	Red light block with body/fixing collar integral LED 24V	ZB5-AVB4	Schneider Electric	E05072
12H1	1	Legend holder 30 x 50 mm for legend 18 x 27 mm unmarked	ZBZ-35	Schneider Electric	E05080
12S1	1	Sticker emergency stop yellow/red	NOODSTOPSTICKER	Generic	E07832
12S1	1	Red Ø40 Emergency switching off pushbutton head Ø22 latching	ZB4-B554	Schneider Electric	001398
12S1	1	Body for control button - Ø 22 - 2NC	ZB4-BZ104	Schneider Electric	E01333
12SH1	1	White light block with body/fixing collar integral LED 24V	ZB5-AVB1	Schneider Electric	333-3226
12SH1	1	Green flush/red flush illuminated double-headed pushbutton Ø	ZB5-AW7A3741	Schneider Electric	E07804
12SH1	1	Transparent boot for rectangular multiple-headed pushbutton	ZBA-710	Schneider Electric	E05070
12SH1	1	Single contact block for head Ø22 1NO screw clamp terminal	ZBE-101	Schneider Electric	E05091
12SH1	1	Single contact block for head Ø22 1NC screw clamp terminal	ZBE-102	Schneider Electric	E05092
12KM1	1	Auxiliary contact block - 2 NO - screw-clamps terminals	LAD-N20	Schneider Electric	500-3394

			Date	3-1-2012	Project name:	854 UL MKI ULCSA E00076/ULCSA		Page description:	Parts list	Customer:	Blastrac bv		=		
			Ed.	HvdB							Drawing number:	PJ09.1079.04		+	
			Appr												Page
Modification	Date	Name	Last print	26-4-2012											

